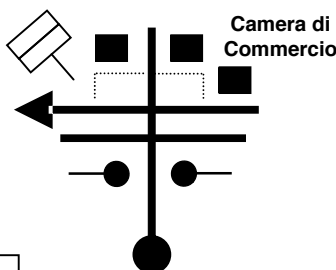
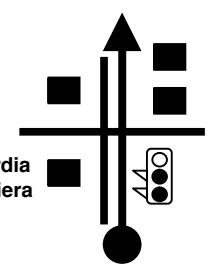
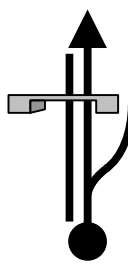
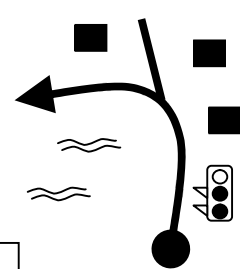
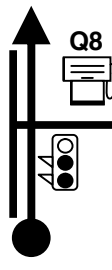


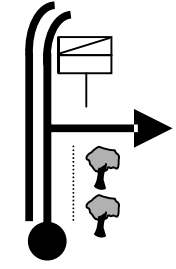
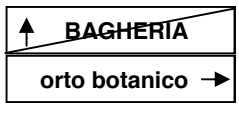

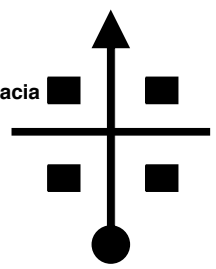
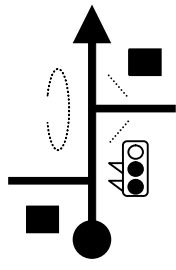
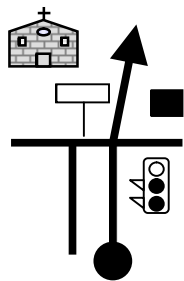

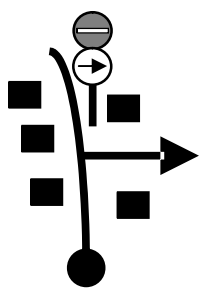
**Trasferimenti
Trasfer**

**Porto
Università**

SECTOR B	Palermo - Porto	Km 4.710	Target Time
	Palermo - Università	M.	

DISTANZA / DISTANCE		DIREZIONE / DIRECTION	A T	INFORMAZIONI / INFORMATION	Dist. Tot. Regress.				
TOT	PARZ								
0.000	0.000	 1		 2	 3	 4	 5	↑ A20 autostrada ↑ A19 autostrada VARCO AMARI	4.710
0.230	0.230				4.480				
0.340	0.110			! Stai a SX ! Keep the Left	4.370				
1.000	0.660				3.710				
1.880	0.880				2.830				

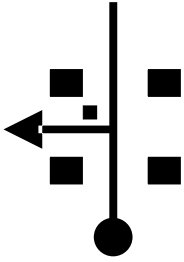
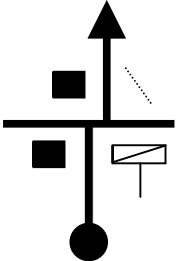
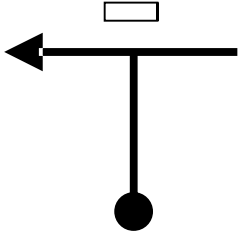
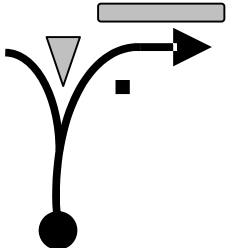
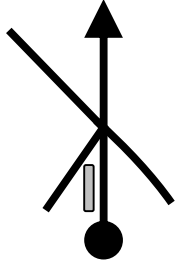
SECTOR B	Palermo - Porto	Km 4.710	Target Time
	Palermo - Università	M.	

DISTANZA / DISTANCE		DIREZIONE / DIRECTION	A T	INFORMAZIONI / INFORMATION	Dist. Tot. Regress.
TOT	PARZ				
2.140	! 0.260	<div style="border: 1px solid black; padding: 5px; display: inline-block;">6</div> 		  via Lincoln	2.570
2.940	0.800	<div style="border: 1px solid black; padding: 5px; display: inline-block;">7</div> 			1.770
3.010	0.070	<div style="border: 1px solid black; padding: 5px; display: inline-block;">8</div> 			1.700
3.260	0.250	<div style="border: 1px solid black; padding: 5px; display: inline-block;">9</div> 		<div style="border: 1px solid black; padding: 5px; display: inline-block;">ISMET →</div>  C.so Tukory	1.450
3.810	0.550	<div style="border: 1px solid black; padding: 5px; display: inline-block;">10</div> 			0.900

0.050



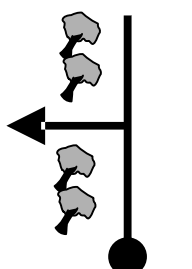
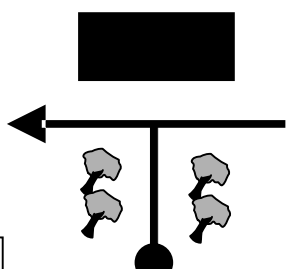
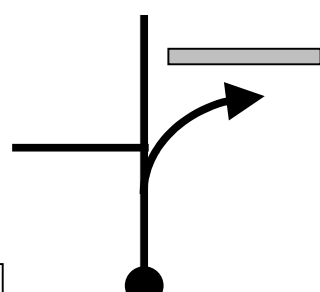
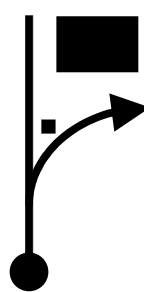
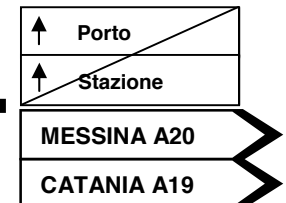
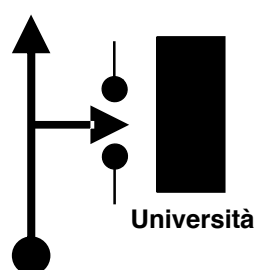
SECTOR B	Palermo - Porto	Km 4.710	Target Time
	Palermo - Università	M.	

DISTANZA / DISTANCE		DIREZIONE / DIRECTION	A T	INFORMAZIONI / INFORMATION	Dist. Tot. Regress.
TOT	PARZ				
3.860	0.050	<div data-bbox="363 678 432 725" style="border: 1px solid black; padding: 2px;">11</div> 		<div data-bbox="927 517 1190 568" style="border: 1px solid black; padding: 2px;"> ← autostrada </div>	0.850
4.010	0.150	<div data-bbox="363 1016 432 1064" style="border: 1px solid black; padding: 2px;">12</div> 		<div data-bbox="975 853 1203 904" style="border: 1px solid black; padding: 2px;"> CENTRO → </div>	0.700
4.060	0.050	<div data-bbox="363 1357 432 1404" style="border: 1px solid black; padding: 2px;">13</div> 		<div data-bbox="967 1155 1222 1249" style="border: 1px solid black; padding: 2px;"> <div style="border-bottom: 1px solid black; padding-bottom: 2px;">← piazza indipendenza</div> <div style="padding-bottom: 2px;">← autostrade</div> </div>	0.650
4.180	0.120	<div data-bbox="363 1697 432 1744" style="border: 1px solid black; padding: 2px;">14</div> 		<div data-bbox="970 1570 1235 1666" style="border: 1px solid black; padding: 2px;"> <div style="border-right: 1px solid black; padding-right: 2px;">UNIVERSITA'</div> <div style="border-right: 1px solid black; padding-right: 2px;">Via E. Basile</div> </div>	0.530
4.360	0.300	<div data-bbox="363 2033 432 2080" style="border: 1px solid black; padding: 2px;">15</div> 			0.350

0.100



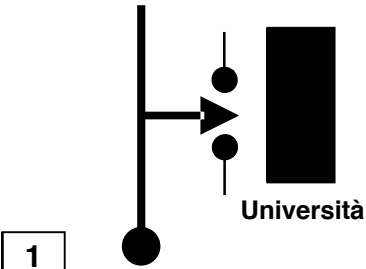

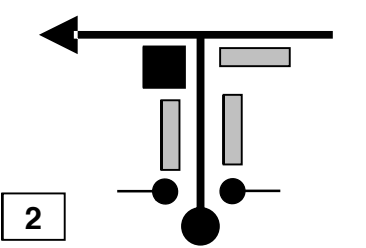
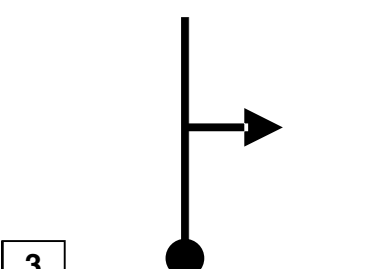
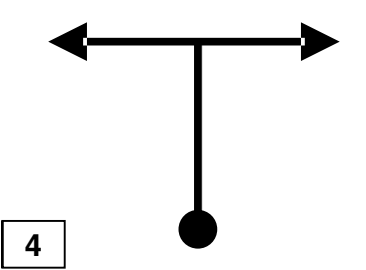
B	Palermo - Porto	Km 4.710	Target Time
	Palermo - Università	M.	

DISTANZA / DISTANCE		DIREZIONE / DIRECTION	A T	INFORMAZIONI / INFORMATION	Dist. Tot. Regress.
TOT	PARZ				
4.710	! 0.100	 16			0.000
0.000	! 0.050	 17			0.000
0.000	0.800	 18			0.000
0.000	0.240	 19			0.000
0.000	!! 0.410	 20		<p>Ingresso vetture gara Race cars entry</p> <p>Ingresso camion e carrelli Entrance to trucks and trolleys</p>	0.000

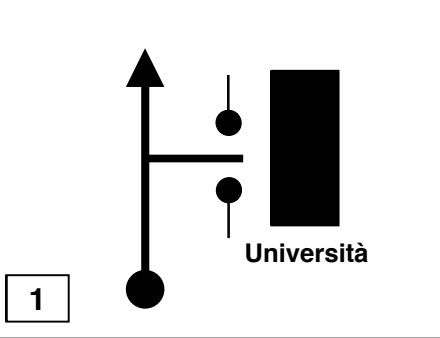

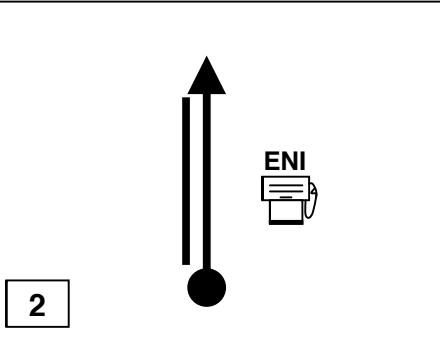
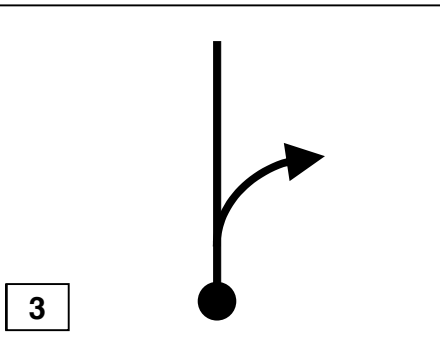
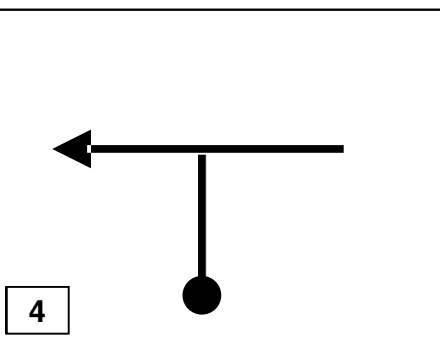
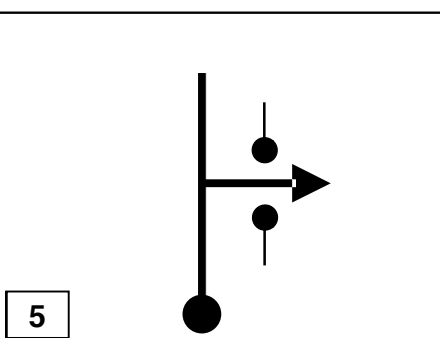
0.050



SECTOR B1	Palermo - Porto	Km 0.470	Target Time
	Palermo – Università – Vetture gara/ Race cars	M.	

DISTANZA / DISTANCE		DIREZIONE / DIRECTION	A T	INFORMAZIONI / INFORMATION	Dist. Tot. Regress.
TOT	PARZ				
0.000	!! 0.000	<div style="text-align: center;">  <p>1</p> </div>		 <p>Ingresso vetture gara Race cars entry</p>	0.470
0.050	0.050	<div style="text-align: center;">  <p>2</p> </div>			0.420
0.350	0.300	<div style="text-align: center;">  <p>3</p> </div>			0.120
0.470	0.120	<div style="text-align: center;">  <p>4</p> </div>			0.000

SECTOR B2	Palermo - Porto	Km 1.200	Target Time
	Palermo – Università – Camion e carrelli/ Trucks and trolleys	M.	

DISTANZA / DISTANCE		DIREZIONE / DIRECTION	A T	INFORMAZIONI / INFORMATION	Dist. Tot. Regress.
TOT	PARZ				
0.000	!! 0.000	 <p>1</p>		 <p>Ingresso camion e carrelli Entrance to trucks and trolleys</p>	1.200
0.790	0.790	 <p>2</p>			0.421
0.990	!! 0.200	 <p>3</p>			0.210
1.120	0.130	 <p>4</p>			0.080
1.200	0.080	 <p>5</p>		<p>Parcheggio camion e carrelli Parking to trucks and trolleys</p>	0.000