



DENOMINAZIONE	100 ^a Targa Florio – Historic Rally 2016
VALIDITA'	Campionato Italiano Rally Auto Storiche
DATA E LUOGO	5/6/7/8 maggio 2016 – Campofelice di Roccella (PA)
ORGANIZZAZIONE	Automobile Club Palermo

Data : 5 maggio 2016 Ore 15.30
Oggetto : Circolare informativa n.° 3 Doc. n. 1.3
Allegati : TTD + Radar N. pag.: 11

Da : Ente Organizzatore
A : S/C Autostoriche / Ufficiali di Gara / Concorrenti/Conduttori

Nel rispetto dell'art. 57 del RSN e dall'art. 2.2 Circolari Informative del Settore Rally – Norme Generali 2016 dell'annuario ACI Sport 2016, si comunicano le seguenti variazioni e/o integrazioni al regolamento particolare di gara:

3.1 Caratteristiche del Percorso

Lunghezza totale del percorso, Km. **541,90** e delle Prove Speciali Km. (17) **126,20**
Numero dei Controlli Orari **26** e delle Prove Speciali **12**

Firmato

Il Presidente dell'Ente Organizzatore

Dott. Angelo Pizzuto



100^a TARGA FLORIO HISTORIC RALLY 2016

6-7-8 Maggio 2016

I Tappa

Tabella dei Tempi e delle Distanze
Campionato Italiano Rally Autostoriche



Settori	CO / PS	LOCALITA'	Distanza			Tempo Imposto	Media settore	Orario Teor. 1° conc.	Sezione
			P.S.	Trasf.	Settore				
Partenza I TAPPA						Venerdì 6 Maggio 2016			
1	0 C.T. 1 1	Palermo - Piazza Massimo - Partenza Campofelice di Roccella - Piazza Garibaldi Collesano		70,02	70,02	1h 27'	48,29	20:00 21:27	Sezione 1
2	PS1 1A	CITTA' DI COLLESANO 1 Campofelice di Roccella - Arrivo I Giornata	1,80	14,10	15,90	4' 45'	31,80	21:31 22:16	
Ri-Partenza I TAPPA						Sabato 7 Maggio 2016			
3	1B 2	Targa Florio Village - Ri-Partenza I Tappa S.P. 28		9,76	9,76	40'	14,64	9:00 9:40	Sezione 2
4	PS2 3	LASCARI 1 S.P. 136	9,20	1,10	10,30	4' 20'	30,90	9:44 10:04	
5	PS3 4	GRATTERI 1 S.S. 286	13,70	22,00	35,70	4' 1h 10'	30,60	10:08 11:18	
6	PS4 4A	POLLINA 1 Riordino IN	13,90	43,13	57,03	4' 2h 20'	24,44	11:22 13:42	
7	Riordino Targa Florio Village					1h 40'			
8	4B 5	Riordino OUT S.P. 28		9,76	9,76	40'	14,64	15:22 16:02	Sezione 3
9	PS5 6	LASCARI 2 S.P. 136	9,20	1,10	10,30	4' 15'	41,20	16:06 16:21	
10	PS6 7	GRATTERI 2 S.S. 286	13,70	22,00	35,70	4' 48'	44,63	16:25 17:13	
11	PS7 7A	POLLINA 2 Riordino IN	13,90	43,13	57,03	4' 1h 20'	42,77	17:17 18:37	
12	Riordino Targa Florio Village					30'			
13	7B 8	Riordino OUT Collesano		14,85	14,85	31'	28,74	19:22 19:53	Sezione 4
14	PS8 8A	CITTA' DI COLLESANO 2 Parco Chiuso IN - Arrivo I Tappa	1,80	14,10	15,90	4' 45'	21,20	19:57 20:42	

	Distanza		
	P.S.	Trasferimento	Settori
I Giornata	1,80	84,12	85,92
II Giornata	75,40	180,93	256,33
Totale	77,20	265,05	342,25
	22,56%	77,44%	

Le vetture del TARGA FLORIO HISTORIC RALLY 2016 effettueranno il proprio percorso di gara, al seguito delle vetture della 100^a TARGA FLORIO - RALLY INTERNAZIONALE DI SICILIA. Pertanto gli orari teorici della tabella tempi/distanze del TARGA FLORIO HISTORIC RALLY 2016 diventeranno effettivi in base agli orari di svolgimento della 100^a TARGA FLORIO - RALLY INTERNAZIONALE DI SICILIA



100^a TARGA FLORIO HISTORIC RALLY 2016

6-7-8 Maggio 2016

Il Tappa

Tabella dei Tempi e delle Distanze
Campionato Italiano Rally Autostoriche

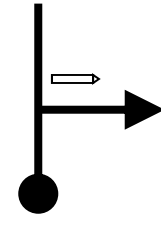

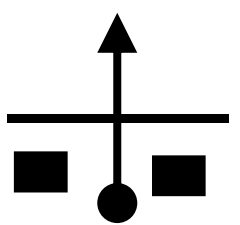
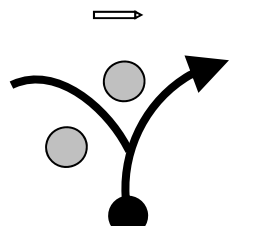

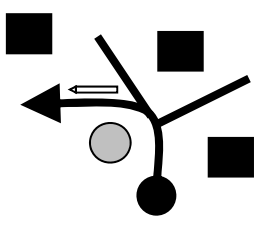
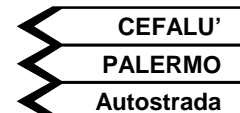
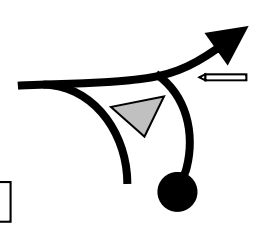



Settori	CO / PS	LOCALITA'	Distanza			Tempo Imposto	Media settore	Orario Teor. 1° conc.	Sezione
			P.S.	Trasf.	Settore				
Partenza II TAPPA					Domenica 8 Maggio 2016				
15	8B 100	Targa Florio Village - Partenza II Tappa Floriopoli		12,47	12,47	33'	22,67	6:00 6:33	Sezione 5
16	SS100 9	TARGA 100 Via del Re	6,40	18,20	24,60	4' 38'	38,84	6:37 7:15	
17	PS9 10	CAMPOFELICE DI ROCCELLA 1 S.P. 54	14,40	5,60	20,00	4' 25'	48,00	7:19 7:44	
18	PS10 C.T. 3 10A	PIANO BATTAGLIA 1 Castellana Sicula - Corso Giuseppe Mazzini Riordino IN	13,80	73,78	87,58	4' 2h 05'	42,04	7:48 9:53	
19	Riordino Targa Florio Village					30'			
20	10B 11	Riordino OUT Via del Re		6,56	6,56	23'	17,11	10:53 11:16	Sezione 6
21	PS11 11A	CAMPOFELICE DI ROCCELLA 2 Riordino IN	14,40	16,84	31,24	4' 44'	42,60	11:20 12:04	
22	Riordino Targa Florio Village					1h 20'			
23	11B 11C	Riordino OUT Cefalù - Piazza Duomo - Arrivo		17,20	17,20	21'	49,14	13:24 13:45	Sez. 7

	Distanza		
	P.S.	Trasferimento	Settori
I Tappa	77,20	265,05	342,25
II Tappa	49,00	150,65	199,65
Totale	126,20	415,70	541,90
	23,29%	76,71%	

Le vetture del TARGA FLORIO HISTORIC RALLY 2016 effettueranno il proprio percorso di gara, al seguito delle vetture della 100^a TARGA FLORIO - RALLY INTERNAZIONALE DI SICILIA. Pertanto gli orari teorici della tabella tempi/distanze del TARGA FLORIO HISTORIC RALLY 2016 diventeranno effettivi in base agli orari di svolgimento della 100^a TARGA FLORIO - RALLY INTERNAZIONALE DI SICILIA

SECTOR 2	T.C. 1	Collesano	Km 15.90	Target Time
	T.C. 1A	Campofelice di Roccella – Arrivo I Giornata	M. 31,80	30'

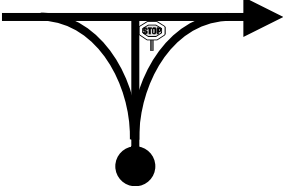
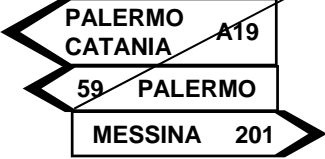
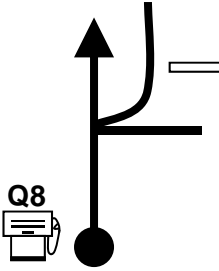

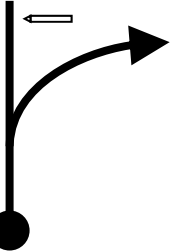

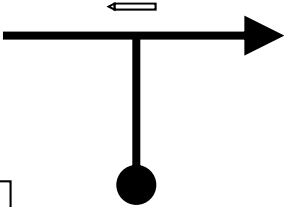

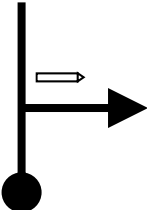

DISTANZA		DIREZIONE	A T	INFORMAZIONI	Dist. Tot. Regress.
Totali	Parziali				
12.25	0.10	 26			3.65
12.40	0.15	 27			3.50
12.55	0.15	 28			3.35
12.70	0.15	 29			3.20
12.95	0.25	 30			2.95

Race 1 **0.10**

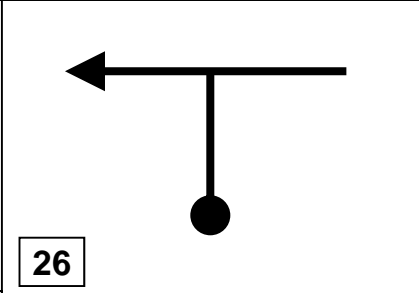
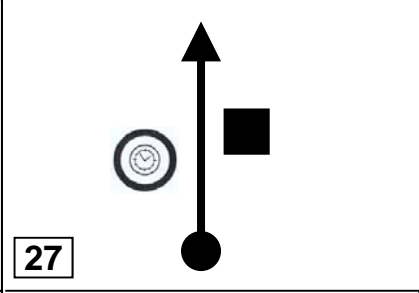

100^a Targa Florio Historic Rally 2016

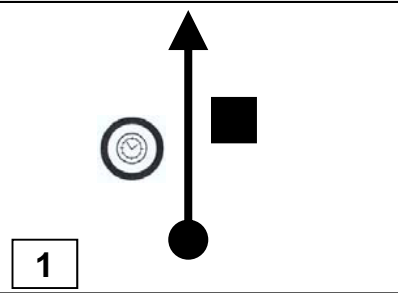

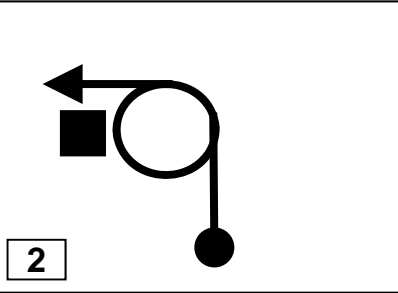
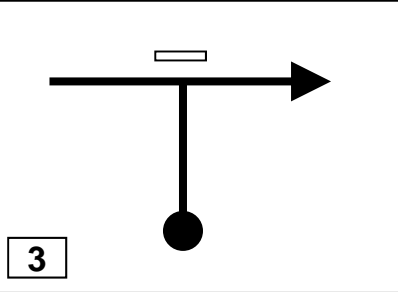
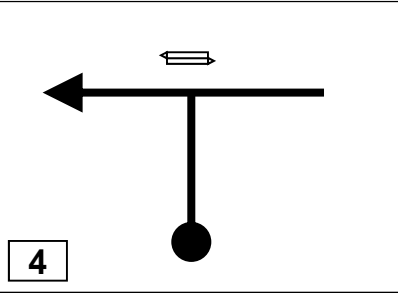

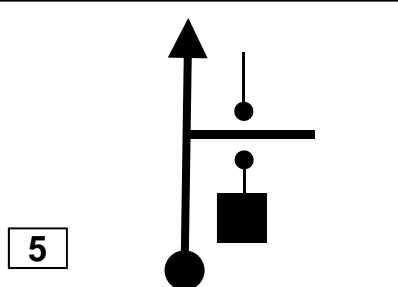
Pag. **16**

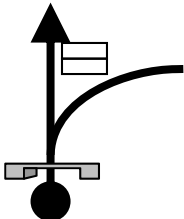
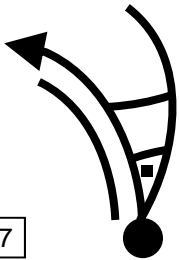
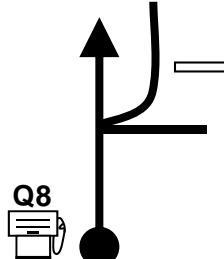
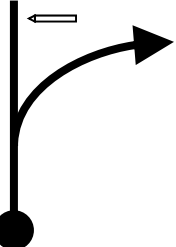
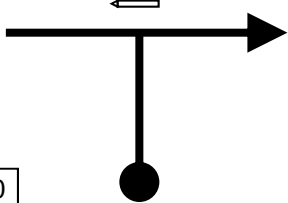
QUICK

SECTOR 2	T.C. 1	Collesano	Km 15.90	Target Time 30'	
	T.C. 1A	Campofelice di Roccella – Arrivo I Giornata	M. 31,80		
DISTANZA		DIREZIONE	A T	INFORMAZIONI	Dist. Tot. Regress.
Totali	Parziali				
13.05	0.10	 26			2.85
14.25	1.20	 27			1.65
14.85	0.60	 28			1.05
15.15	0.30	 29			0.75
15.73	0.58	 30			0.17



SECTOR 2	T.C. 1 Collesano		Km 15.90	Target Time 30'
	T.C. 1A Campofelice di Roccella – Arrivo I Giornata		M. 31,80	
Distanza		DIREZIONE	INFORMAZIONI	Dist. Tot. Regress.
Totali	Parziali			
15.85	0.12			0.05
15.90	0.05		 Lido Giglio	0.00

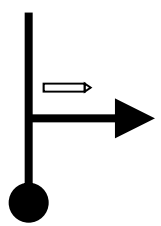

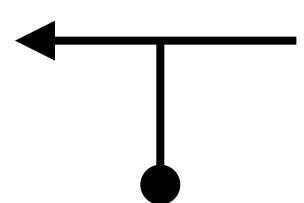
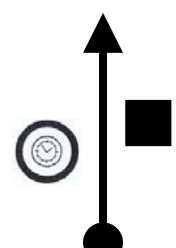

SECTOR 3	T.C. 1B	Campofelice di Roccella – Arrivo I Giornata	Km 9.76	Target Time	
	T.C. 2	S.P. 28	M. 14,64	40'	
DISTANZA		DIREZIONE	A T	INFORMAZIONI	Dist. Tot. Regress.
Totali	Parziali				
0.00	0.00			 Lido Falò	5.30
0.80	0.80			La Sirenetta	4.50
1.15	0.35			Viale delle Tribune	4.20
1.65	0.50				3.78
2.26	0.61			SOCCORSO STRADALE PARCHEGGIO VEICOLI	3.00

SECTOR 6	T.C. 4 S.S. 286		Km 57.03	Target Time	
	T.C. 4A Riordino IN		M. 24,44	2h 20'	
Distanza		DIREZIONE	A T	INFORMAZIONI	Dist. Tot. Regress.
Totali	Parziali				
51.50	1.10	 26		<div style="border: 1px solid black; padding: 2px; margin-bottom: 2px;">SPIAGGIA →</div> <div style="border: 1px solid black; padding: 2px;">ALBERGHI →</div>	5.63
54.28	2.78	 27		<div style="border: 1px solid black; padding: 2px; margin-bottom: 2px;">MESSINA SS 113</div> <div style="border: 1px solid black; padding: 2px; margin-bottom: 2px;">CAMPOFELICE R 1</div> <div style="border: 1px solid black; padding: 2px;">COLLESANO 13</div>	2.85
55.48	1.20	 28		<div style="border: 1px solid black; padding: 2px;">C.da OLIVAZZA</div>	1.65
55.08	0.60	 29		<div style="border: 1px solid black; padding: 2px;">199 MESSINA</div>	1.05
55.38	0.30	 30		<div style="border: 1px solid black; padding: 2px;">PUNTO-SOSTA</div>	0.75

Tappa 1 0.58

100^a Targa Florio Historic Rally 2016

Pag. 49

SECTOR 6	T.C. 4 S.S. 286		Km 57.03	Target Time
	T.C. 4A Riordino IN		M. 24,44	2h 20'
DISTANZA		DIREZIONE	INFORMAZIONI	Dist. Tot. Regress.
Totali	Parziali			
55.96	0.58	 31		0.17
56.98	0.12	 32		0.05
57.03	0.05	 33	 Lido Giglio	0.00

SECTOR 14	T.C. 8	Collesano	Km 15.90	Target Time
	T.C. 8A	Parco Chiuso IN / ARRIVO I Tappa	M. 31,80	30'

DISTANZA		DIREZIONE	A T	INFORMAZIONI	Dist. Tot. Regress.
Totali	Parziali				
12.25	0.10	<div style="border: 1px solid black; padding: 2px; display: inline-block;">26</div>			3.65
12.40	0.15	<div style="border: 1px solid black; padding: 2px; display: inline-block;">27</div>			3.50
12.55	0.15	<div style="border: 1px solid black; padding: 2px; display: inline-block;">28</div>			3.35
12.70	0.15	<div style="border: 1px solid black; padding: 2px; display: inline-block;">29</div>			3.20
12.95	0.25	<div style="border: 1px solid black; padding: 2px; display: inline-block;">30</div>			2.95

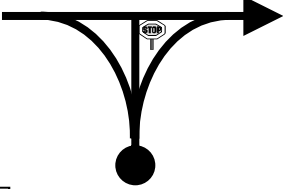
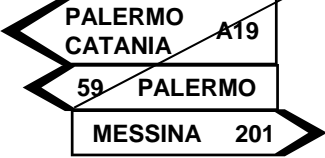
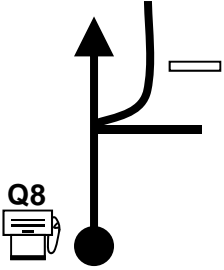

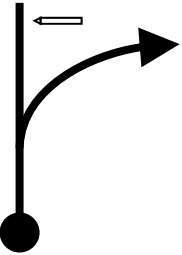

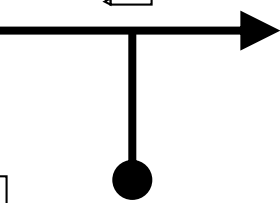

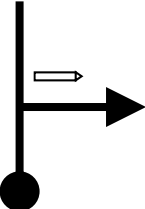

Race 1 **0.10**

100^a Targa Florio Historic Rally 2016

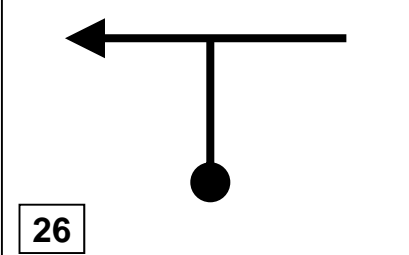
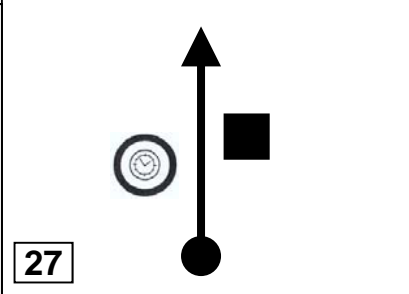

Pag. **74**

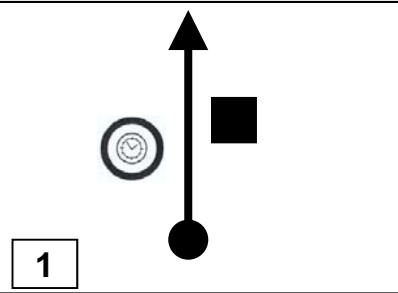

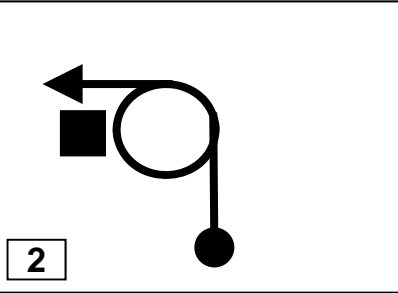
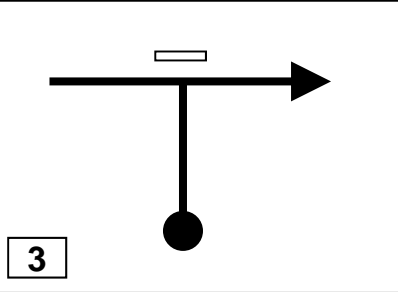
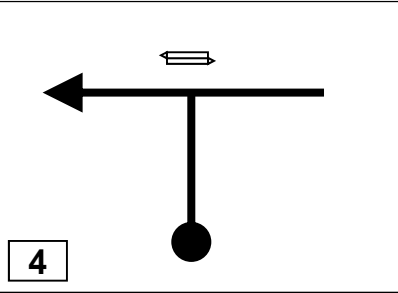

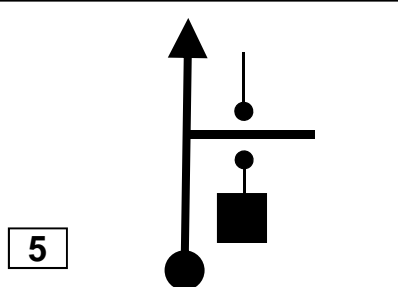
QUICK

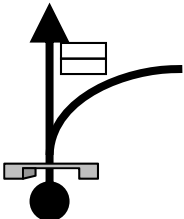
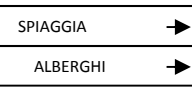
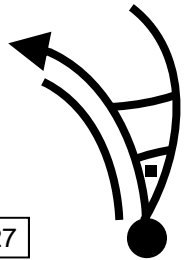
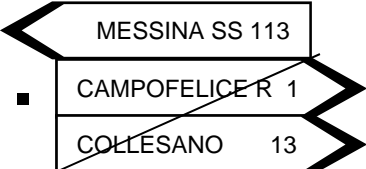
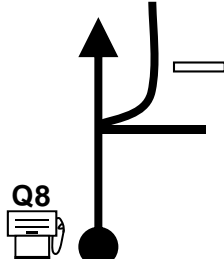

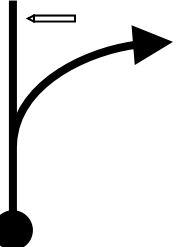

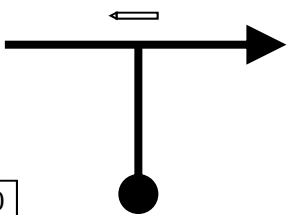

SECTOR 14	T.C. 8	Collesano	Km 15.90	Target Time
	T.C. 8A	Parco Chiuso IN / ARRIVO I Tappa	M. 31,80	30'

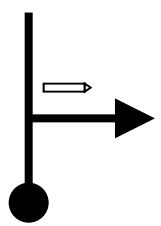

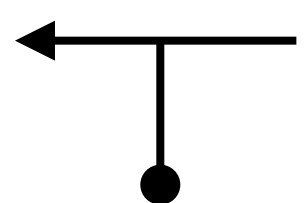
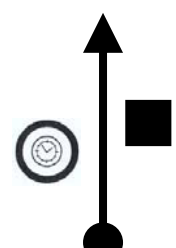

DISTANZA		DIREZIONE	A T	INFORMAZIONI	Dist. Tot. Regress.
Totali	Parziali				
13.05	0.10	 26			2.85
14.25	1.20	 27			1.65
14.85	0.60	 28			1.05
15.15	0.30	 29			0.75
15.73	0.58	 30			0.17

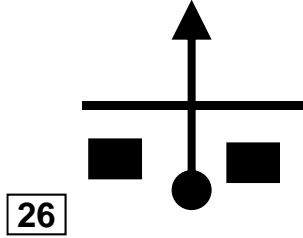
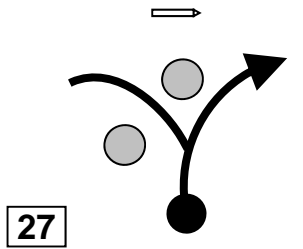

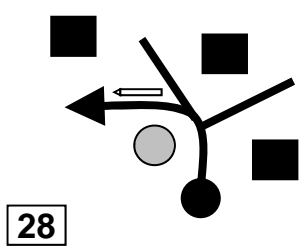
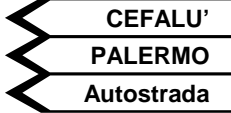
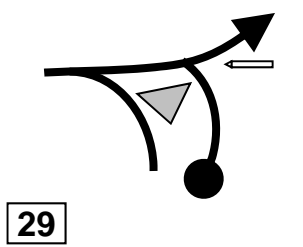

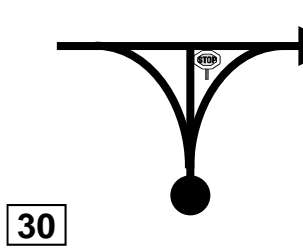
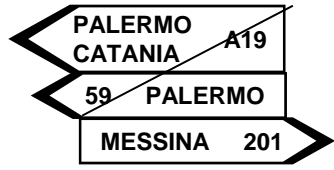


SECTOR		T.C. 8 Collesano		Km 15.90	Target Time
14		T.C. 8A Parco Chiuso IN / ARRIVO I Tappa		M. 31,80	30'
DISTANZA		DIREZIONE	A	INFORMAZIONI	Dist. Tot. Regress.
Totali	Parziali				
15.85	0.12				0.05
15.90	0.05			 Lido Giglio	0.00

SECTOR 15	T.C. 8	Campofelice di Roccella – Partenza II Tappa	Km 12.47	Target Time	
	T.C. 8A	Floriopoli	M. 22,67	33'	
DISTANZA		DIREZIONE	A T	INFORMAZIONI	Dist. Tot. Regress.
Totali	Parziali				
0.00	0.00			 Lido Falò	5.30
0.80	0.80			La Sirenetta	4.50
1.15	0.35			Viale delle Tribune	4.20
1.65	0.50				3.78
2.26	0.61			SOCCORSO STRADALE PARCHEGGIO VEICOLI	3.00

SECTOR		T.C. 10 S.P. 54	Km 87.58	Target Time	
18		T.C. 10A Riordino IN	M. 42,04	2h 05'	
DISTANZA		DIREZIONE	A T	INFORMAZIONI	Dist. Tot. Regress.
Totali	Parziali				
81.95	1.10	 26			5.63
84,73	2.78	 27			2.85
85,93	1.20	 28			1.65
86,53	0.60	 29			1.05
86,83	0.30	 30			0.75

SECTOR 18	T.C. 10 S.P. 54		Km 87.58	Target Time
	T.C. 10A Riordino IN		M. 42,04	2h 05'
DISTANZA				
<i>Totali</i>	<i>Parziali</i>	DIREZIONE	INFORMAZIONI	<i>Dist. Tot. Regress.</i>
87,41	0.58	 31		0.17
87,53	0.12	 32		0.05
87,58	0.05	 33	 Lido Giglio	0.00

SECTOR 21	T.C. 11	Via del Re	Km 31.24	Target Time	
	T.C. 11A	Riordino IN	M. 46,86	44'	
DISTANZA		DIREZIONE	A T	INFORMAZIONI	Dist. Tot. Regress.
Totali	Parziali				
27.74	0.15				3.40
27.89	0.15				3.25
28.04	0.15				3.10
28.29	0.15				2.95
28.39	0.10				2.85

SECTOR 21	T.C. 11	Via del Re	Km 31.24	Target Time
	T.C. 11A	Riordino IN	M. 46,86	44'

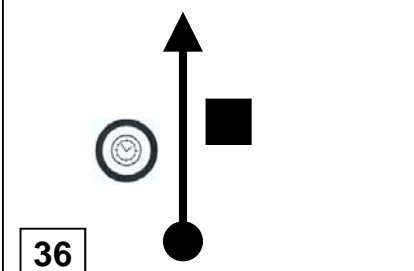

DISTANZA		DIREZIONE	A T	INFORMAZIONI	Dist. Tot. Regress.
Totali	Parziali				
29.59	1.20			C.da OLIVAZZA	1.65
30.19	0.60			199 MESSINA	1.05
30.49	0.30			PUNTO-SOSTA	0.75
31.07	0.58			LUNGOMARE	0.17
31.19	0.12				0.05

Tappa 2 **0.05**

100ª Targa Florio Historic Rally 2016

QUICK

Pag. **54**

SECTOR 21	T.C. 11 Via del Re		Km 31,24	Target Time 44'	
	T.C. 11A Riordino IN		M. 31,24		
DISTANZA					
<i>Totali</i>		DIREZIONE		INFORMAZIONI	
<i>Parziali</i>					
31.24	0.05			 Lido Giglio	0.00